

# TECHNICAL INFORMATION

## HS 2K ImpactOil Color VARIOUS COLORS



A durable 2-Component High-Solid oil for wood floors based on natural ingredients. Accentuates the natural character of the wood and achieves excellent properties. Available in 18 designer colors for a beautiful satin sheen. HS 2K ImpactOil fortifies and protects from within.

- 100% solids – solvent free
- Natural satin appearance
- Excellent water resistance, also suitable for bathrooms, kitchens and other rooms exposed to high humidity
- Increased anti-slip class R10 according to BGR 181 and DIN 51130
- Easy and ergonomic application
- Time-saving application in 1 day
- Very low consumption

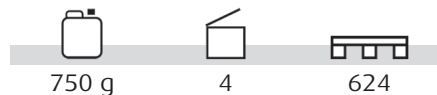
### Recommended use:

For high traffic commercial areas. Suitable for wood floors.



## Technical Data

Art.-no.  
10610



All colors are also available in 100 ml sample cans.  
10610-90 / SampleSet / 17 x 100ml + 5 x 100ml PreTone

Contents: modified vegetable oils, pigments, cobalt-free siccatives  
Storage and transportation: Shelf life: 36 months in unopened containers. Not sensitive to freezing.



















# TECHNICAL INFORMATION

## HS 2K ImpactOil Color VARIOUS COLORS



### Technical Data

Basic Colors							
	LO-FI-084 Black	LO-FI-026 White	LO-FI-196 Grey				
Wood Colors							
	LO-FI-080 Mahogany	LO-FI-290 Walnut	LO-FI-081 Smoked oak	LO-FI-023 Kambala	LO-FI-024 Sucupira	LO-FI-191 Antique oak	
Trend Colors							
	LO-FI-079 Papyrus	LO-FI-190 Chalk	LO-FI-192 Oyster	LO-FI-193 Clay	LO-FI-194 Sand	LO-FI-189 Pearl	LO-FI-195 Silver

Color samples are not binding

13/03/2020



# TECHNICAL INFORMATION

## HS 2K ImpactOil Color VARIOUS COLORS



### Technical Data

#### Suitability list woodtypes:

##### North American/European Species

Maple (Canadian)	+
Maple (European)	+
Acacia / Yellow Locust	+
Acacia / Yellow Locust steamed	+
Birch	+
Pear tree	◇
Beech steamed	+
Beech natural	+
White Oak	+
Alder	+
Ash	+
Spruce	+
Chestnut tree	+
Pine	+
Black cherry	+
Cherry (European)	+
Larch	+
Walnut (European)	+
Olive tree	+
Smoked oak	+
Red Oak	+
Elm	+

##### Further Species

Afromosia / Kokrodua	+
Arrurra Vermelho	+
Bamboo	+
basralocus wood	+
Opepe	+
Cabreuva	+
Coigue steamed	+
Cumaru / Almendrillo	+
Curupau	+
Curupay	+
Doussie / Afzelia	+
Ebony / Makassar	+
Eucalyptus / Jarrah	+
Eucalyptus / Spottet Gum	+
Guatambu	+
Hard Pine (new floors)	+
Rubberwood	+
Inciense Colorado	+
Ipe / Lapacho / Guaycan	◇
Iroko / Kambala	+
Iron Wood	+
Jatoba / Brasilian Cherry	+
Kempas	+
Coconut	+
Kotibe / Mahogany	+

Mahogany	+
Mahogany Acajou	+
Massaranduba	+
Mecrusse	+
Moluccan Ironwood	+
Muhuhu	+
Mutenye	+
Camwood	+
rosewood	+
Partridge Wood	+
Piguia Marfin	+
Pitch Pine (old floors)	+
Purpleheart	+
Sucupira	+
Tasmanien Oak	+
Tuari	+
Teak	+
Tigerwood	+
Wenge	+
Yvyraro	+
Cypress	◇

##### Other Surfaces

Multiplex	+
OSB Board	◇
Chipboard	◇

+ Without limitation applicable

◇ Application can cause problems. Consult LOBA prior to use.

- Use is not recommended



# TECHNICAL INFORMATION

# HS 2K ImpactOil Color

## VARIOUS COLORS



## Application

- For professional Use only!
- BEFORE USING, READ AND UNDERSTAND ALL LABEL INSTRUCTIONS AND MATERIAL SAFETY DATA SHEETS.
- For technical advice call our LOBA-WAKOL Technical Service at 1-800.230.6456.
- Sand and prepare floors according to NWFA instructions.
- **WARNING!** If you scrape, sand or remove old paint from wood floors, you may release lead dust. Follow local and/or federal requirements for lead removal. Before you start, find out how to protect yourself and your family by contacting the National Lead Information Hotline at 1-800-424-LEAD or log on to [www.epa.gov/lead](http://www.epa.gov/lead).
- For best results the final sanding by screen should be 100 grit.
- ALWAYS PREPARE A SAMPLE OR TEST AREA TO DETERMINE COMPATIBILITY, APPEARANCE AND DESIRED RESULTS.
- POT LIFE: 1 hour: Stir base well, add the hardener in a ratio of 10:1 and stir in well (also possible by machine with LOBATool Paint mixer). If partial quantities are to be mixed, these must be weighed out.
- Do not thin. Do not add water.
- Do not apply at temperatures below 55°F. Make sure material is at room temperature. Always maintain adequate ventilation during all phases of the coating and drying process.
- Apply evenly at the recommended coverage rate. Avoid streaks and puddles and lap marks.
- This product is part of the LOBA and Wakol "Connected Systems". The approved combinations with Wakol parquet adhesives may be found in the "Connected Systems Matrix": <https://www.loba.de/us/connected-systems/>

## Application Tool

LOBATool trowel, Single disc machine, LOBASAND SpecialPad beige

## Coverage

150 - 250 square feet per per 0.75 kg unit for colored oil with 2 coats.  
Coverage amounts depend on the absorbing properties of the wood.

## Drying time

- Walk on after 12 hours.
- Slightly stressable after 24 hours.
- Fully stressable after 10 days.

## Optional pre-treatment to achieve special effects

Pigment stain:

- PreTone white.
- PreTone brown.
- PreTone black.
- PreTone mocha.
- PreTone steel.

Follow Technical Instruction for the product.

13/03/2020



# TECHNICAL INFORMATION

# HS 2K ImpactOil Color

## VARIOUS COLORS



## Application

---

### Trowel-Application One Day System

- Apply small quantity of HS 2K ImpactOilColor to the floor by using a LOBATool Trowel.
- Allow the oil to penetrate for 20 minutes.
- Equalize the surface by using a buffing machine and a LOBASAND SpecialPad beige. Buff to remove excess and until you achieve a consistent and uniform color.
- Equalize the edges by hand using stripes of a LOBASAND SpecialPad beige.
- Repeat process.
- Remove all footprints and residues with a buffer or by hand.

### Pad-Application for Two Day System

- Put HS 2K ImpactOilColor directly onto a LOBASAND SpecialPad beige and spread it out in an evenly thin layer by using a buffer.
- Equalize surface with buffer and new LOBASAND SpecialPad beige.
- Equalize the edges by hand using stripes of a LOBASAND Spezial pad beige.
- Remove all footprints and residues with a buffer or by hand.
- After drying overnight repeat the procedure. You will find a detailed instruction to this topic in our Technical Tipps and Tricks "Application technique of HS 2K ImpactOil by using a LOBASAND SpecialPad beige".

## Compatibility

When this product is used in combination with other LOBA products the Technical Information of these products have to be followed. Always prepare test areas to determine suitability of other products than LOBA.

## Important information

### WARNING! SELF-IGNITION:

**Store cloth, pads and other tools contaminated with oil in closed metal container or soak in water immediately after use. Do not leave used rags on jobsite! Do not dispose of with sawdust!**

## General guidelines

---

**Cleaning of tools:** Clean tools with solvents such as brush cleaner.

**Side bonding:** Parquet that has not been shear-resistantly bonded in place, wood planks, wooden pavings, industrial parquet and parquet on underfloor heating as well as types of wood with a short moisture changing times (e.g. beech) show dimensional changes caused by quickly varying climate (rel. air humidity, temperature). When applying oil side bonding and thus unregular cracks in joints can not appear.

**Cure Time:** The stated drying and cure times are based on ideal conditions (68°F, 50% rH) at the recommended application rates. Recommended conditions are 50°F-80°F/40-65%rH). Insufficient ventilation, high humidity, lower temperatures can prolong the curing process considerably. Do not use safety covers on floor, do not replace carpets or rugs and also do not clean floors with a damp cloth before the final curing has been reached. Remaining excessive material will prolong curing. On some exotic woods curing time can be extended.

13/03/2020



# TECHNICAL INFORMATION

# HS 2K ImpactOil Color

## VARIOUS COLORS



## General guidelines

**Floor Care:** Clean floor with damp cloth or mop only after full cure is reached. Do not clean with water or detergent during the first week. After one week we recommend the use of LOBA Hardwood Floor Cleaner. Put walk-off mats at all entrance doorways to minimize dirt and grit. Sweep or vacuum daily and damp-wipe with LOBA Hardwood Floor Cleaner. Use felt pads under furniture legs and appliances. Place furniture and other heavy appliances carefully.

**Plasticizer containing materials:** Plasticizer containing materials e.g. carpet padding, furniture padding, chair rolls, elastic glues etc. could lead to softening and discoloration of the finish.

Visit [www.loba-wakol.com](http://www.loba-wakol.com) for additional information and instruction about floor care and maintenance.

**Safety Precautions:** Even when working with low or zero-emission products the usual safety measures must be taken. Keep away from children. Do not eat, drink or smoke in working areas. Wear suitable safety gloves. Clean left-overs off of hands. Change soiled clothes.

**First Aid:** If swallowed, do not induce vomiting. Call for medical help immediately. Never give anything by mouth to an unconscious person. If breathing is difficult or other respiratory complaints, remove to fresh air and get medical attention. In case of eye contact, immediately flush eyes for several minutes under running water. Generally this product does not cause skin irritation. Call a physician if irritation occurs.

**Special Information** The information in this document and any other information or advice we provide is intended for our customers only, and all information and advice is subject to the terms and limitations in Loba-Wakol's General Terms and Conditions, including without limit its limited warranty ("Terms"). The Terms are not expanded, changed or waived by the information in this document or by any information or advice given by Loba-Wakol. Loba-Wakol has no relationship or obligation to anyone other than the customer that originally purchases the product from Loba-Wakol.

The information in this document and any other information or advice we provide is the result of our prior experience and our knowledge of our products. Due to the wide variety of application possibilities and processing conditions, it is the customer's responsibility to test our product for suitability for its intended purpose. When in doubt, call our Technical Service for support. Technical Information is also available by visiting our website [www.loba-wakol.com](http://www.loba-wakol.com). You must read and understand, and have your professional installer read and understand, all information contained in our Terms and in our published specifications, technical data sheets, written directions for installation, use and maintenance, and labels on the product. If you have any questions during application or use, immediately stop the application and use and contact our Technical Service. For information about other products offered by Loba-Wakol, please check the technical information concerning those products.

**Connected Systems:** Connected Systems approved products are optimized in such way that no dark discoloration, caused by chemical interaction between finish and adhesive occurs, when applied in accordance with the technical datasheets.

The words or symbols denoted by ® stand for trademark rights that are at least registered and protected in the territory of Germany.

13/03/2020

