

Bona SuperSport Paint®

Technical Data Sheet

Bona SuperSport Paint® is a fast drying, waterborne gameline paint manufactured specifically for use with both waterborne and oil-modified sport floor sealers and finishes.

- Specifically formulated for sport gamelines, lettering and logos
- Use with Bona waterborne or oil-modified finishes
- 17 vibrant colors including white, blendable for an unlimited possibility of custom colors
- Fast drying with 3 – 4 hour recoat of finish
- No abrasion needed for adhesion of finish
- VOC compliant
- Very low odor
- Excellent flow and leveling
- Excellent adhesion
- Available in gallons
- GREENGUARD Gold certified for indoor air quality

Technical data

Physical Characteristics:

Ingredients – Polymer, Water, Dipropylene glycol n butyl ether, Dipropylene glycol monoethyl ether, and Pigments

Base Colors – Yellow, Lt. Yellow, Gold, Orange, Red, Maroon, Black, White, Lt. Blue, Dark Blue, N.C. Blue, Purple, Green, Lt. Green, Grey, Brown, Lt. Beige

Odor – Non-offending low odor

Solids – Colors: 32 - 46%

Density – 8.8-10.2 lbs./gallon

US Regulatory VOC – Does not exceed 150 g/L

Stability – 18-month shelf life in unopened container

Packaging – 1-gallon plastic pails

Application Characteristics:

Coverage – 400-500 square feet per gallon

Leveling – Excellent

Drying Time – 3-4 hours before coating with waterborne finish, 12-16 hours for oil-modified. A second coat of paint can be applied within 30-90 minutes

Application Tools – Bona NanoFlock Roller, ¼"-nap roller, brush

Recommended Use

- Basketball courts
- Multi-purpose gym, stage, aerobic, dance and yoga floors
- Volleyball courts
- Racquetball, squash and badminton courts

Directions

BEFORE USING, READ ALL DIRECTIONS AND SAFETY DATA SHEETS. KEEP OUT OF REACH OF CHILDREN.

FOR TECHNICAL ADVICE: Call Bona US at 800-872-5515

COMPATIBILITY: Bona SuperSport Paint will adhere to most finishes and sealers after proper preparation and dry times. ALWAYS PREPARE A SAMPLE OR TEST AREA TO DETERMINE COMPATIBILITY. Bona SuperSport Paint is blendable to achieve any custom color desired. Blending rather than tinting, maintains brightness and application characteristics.

SANDING AND PREPARATION OF NEW FLOORS: 1. Sand and prepare floor using MFMA-accepted methods. 2. Make your final cut with 100-120-grit paper. Screen with 100-grit or 120-grit screen or use a Bona MultiDisc and 80-grit or 120-grit Bona Diamond abrasives. 3. Vacuum thoroughly. 4. Tack thoroughly with mineral spirits, a slightly damp Bona Supercourt® Microfiber Wet Tacking Pad, or a dry Bona SuperCourt Microfiber Tacking Pad. 5. Apply sealer and finish system (see finish directions).

THE BONA SUPERSPORT PAINT SYSTEM: See sealer instructions for proper sequence of sealer, gamelines and finish coats.

RECOMMENDED APPLICATORS: Bona NanoFlock Roller, ¼"-nap roller, brush

NOTE: Use separate, clean roller/brush for each color of paint.

MIXING INSTRUCTIONS: Remove lid and stir thoroughly before use.

Finishing



Bona®

Bona SuperSport Paint®

Technical Data Sheet

GAMELINES APPLICATION: See sealer instructions for proper sequence of sealer, gamelines and finish coats. Before applying gamelines, abrade the entire floor using 180 or 240-grit Bona Diamond abrasives mounted on 1-2 Bona Conditioning Pads. Vacuum and tack thoroughly. Note: If paint will not be applied within 24 hours, the floor must be re-abraded to ensure proper adhesion. Tape gamelines according to MFMA specifications. Apply evenly with the grain of the wood, using a Bona NanoFlock Roller, brush or 1/4"-nap roller. Apply a thin coat of paint at a rate of 400-500 square feet per gallon. More than one coat may be needed. Apply second coat once first coat is dry to the touch (30-90 minutes). Allow paint to dry 3-4 hours before coating with finish. When using Bona SuperSport Paint and a Bona waterborne sport finish, there is no need to abrade if coated within 48 hours. If coating with a Bona oil-modified sport finish, allow paint to dry 10-12 hours, then abrade SuperSport Paint with 1-2 Bona Conditioning Pads. Vacuum and tack thoroughly. Apply finish coat within 24 hours.

NOTE: When working with more than one gallon of the same color, intermix to ensure uniform color. When mixing a custom blend, be sure to mix enough paint for the entire job to ensure uniformity.

Maintenance


CLEAN-UP: Clean application tools and equipment with water.

STORAGE AND DISPOSAL: Store at room temperature. Keep container closed when not in use. Do not store above 100° F (38° C). Do not transfer contents to other containers for storage and disposal. In case of spillage, absorb with inert material. Dispose of contaminated absorbent, container and unused contents in accordance with local, state and federal regulations.

Order Information



Light Beige
WC660018001
1 Gallon



Black
WC660018002
1 Gallon




Dark Blue
WC660018003
1 Gallon



Light Blue
WC660018004
1 Gallon



N.C. Blue
WC660018005
1 Gallon



Brown
WC660018006
1 Gallon



Gold
WC660018007
1 Gallon



Gray
WC660018008
1 Gallon



Green
WC660018009
1 Gallon



Light Green
WC660018010
1 Gallon



Maroon
WC660018011
1 Gallon




Orange
WC660018012
1 Gallon



Purple
WC660018013
1 Gallon



Red
WC660018014
1 Gallon



White
WC660018015
1 Gallon



Yellow
WC660018016
1 Gallon



Light Yellow
WC660018017
1 Gallon

Finishing



Bona®